

# General Operating Fund Analysis Report for March, 2018



NORDONIA HILLS CITY  
SCHOOL DISTRICT

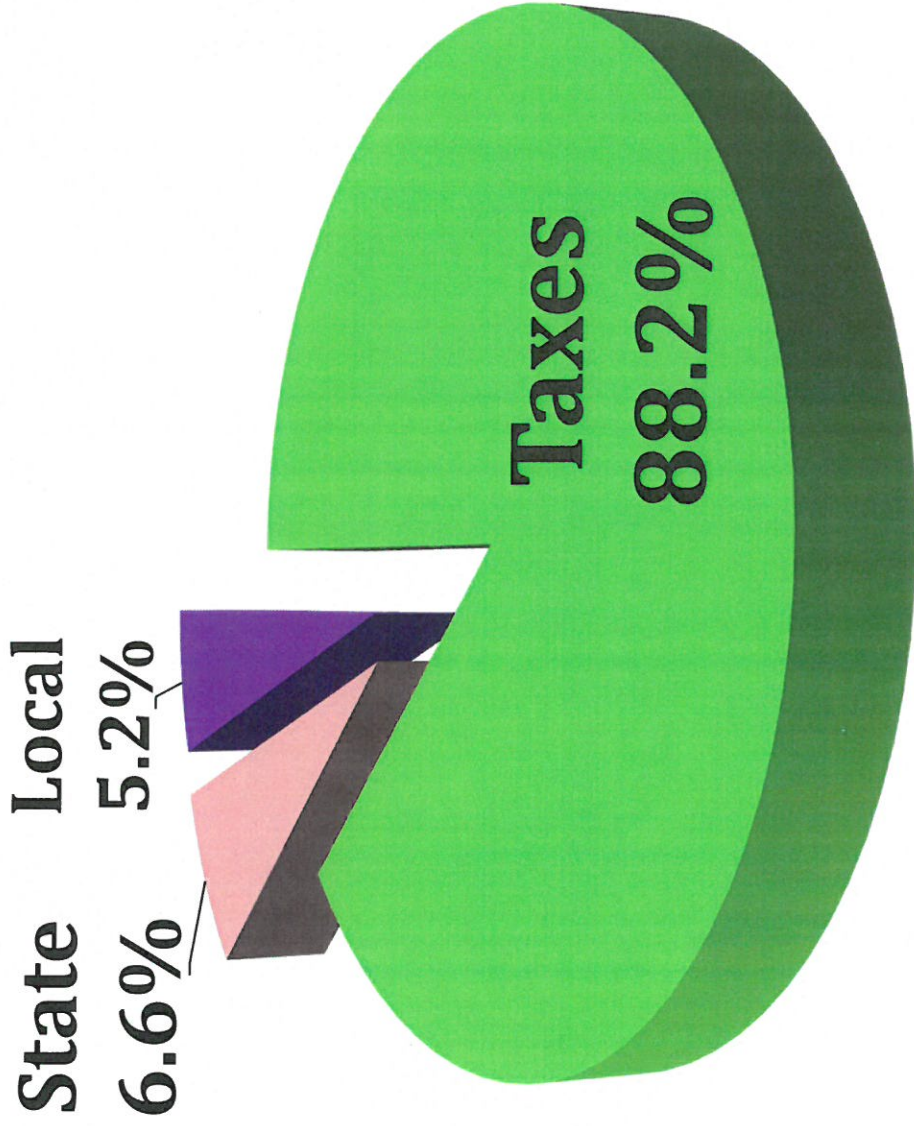
Inspiring every student to value learning, community and excellence

*Prepared by: Karen Obratil, Treasurer/CFO*  
**April 16, 2018**

# Monthly Revenue by the Numbers

March			
FY18		\$	%
Forecast	Actual	Variance	Variance
\$5,219,015	\$5,967,726	\$748,711	12.55%

# March Revenue - \$6M

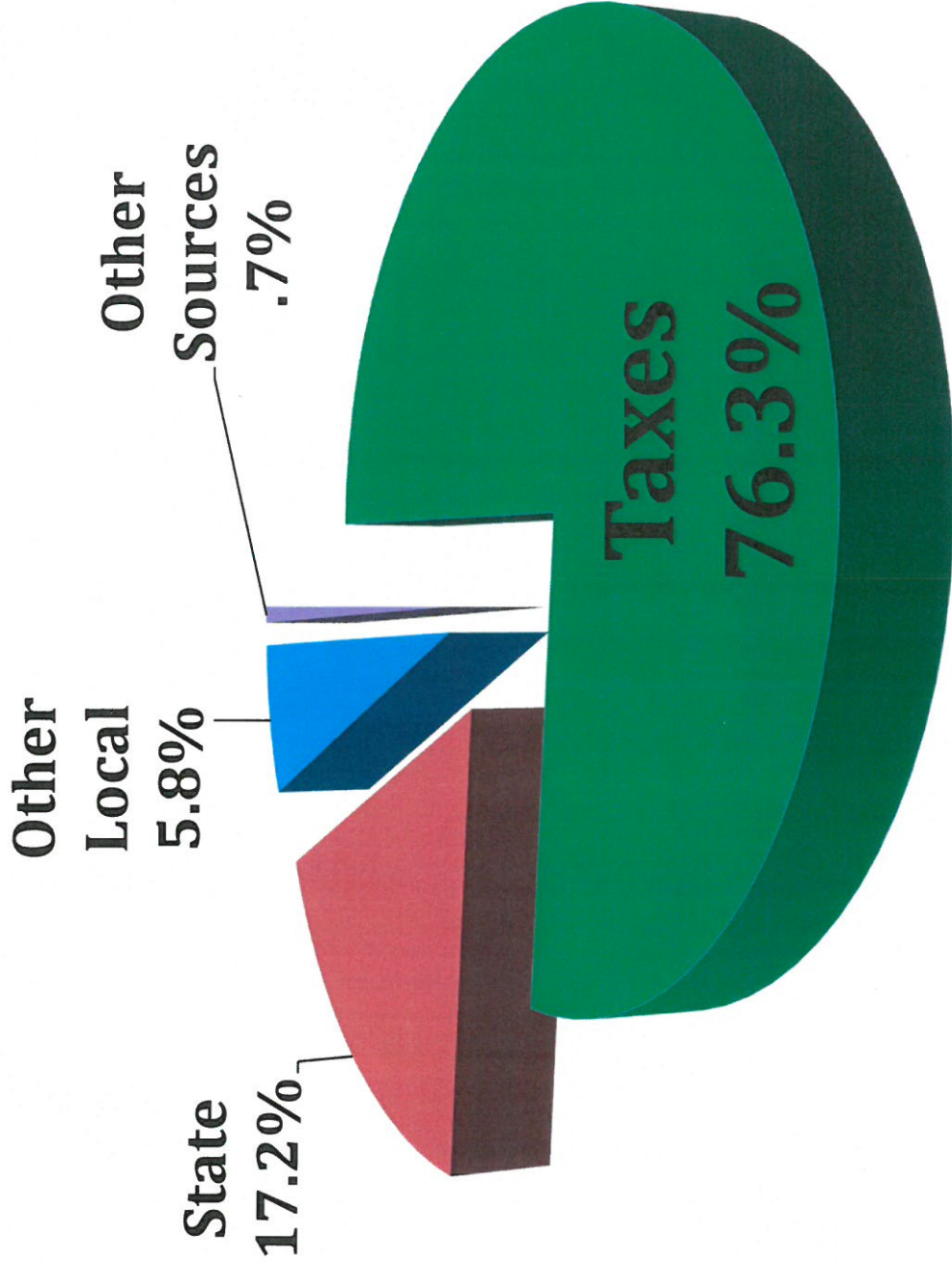


# Fiscal Year to Date (FYTD) Revenue by the Numbers

## July 1, 2017 to March 31, 2018

FY18		\$	%
Forecast	Actual	Variance	Variance
\$36,130,614	\$35,374,753	(\$755,861)	-2.14%

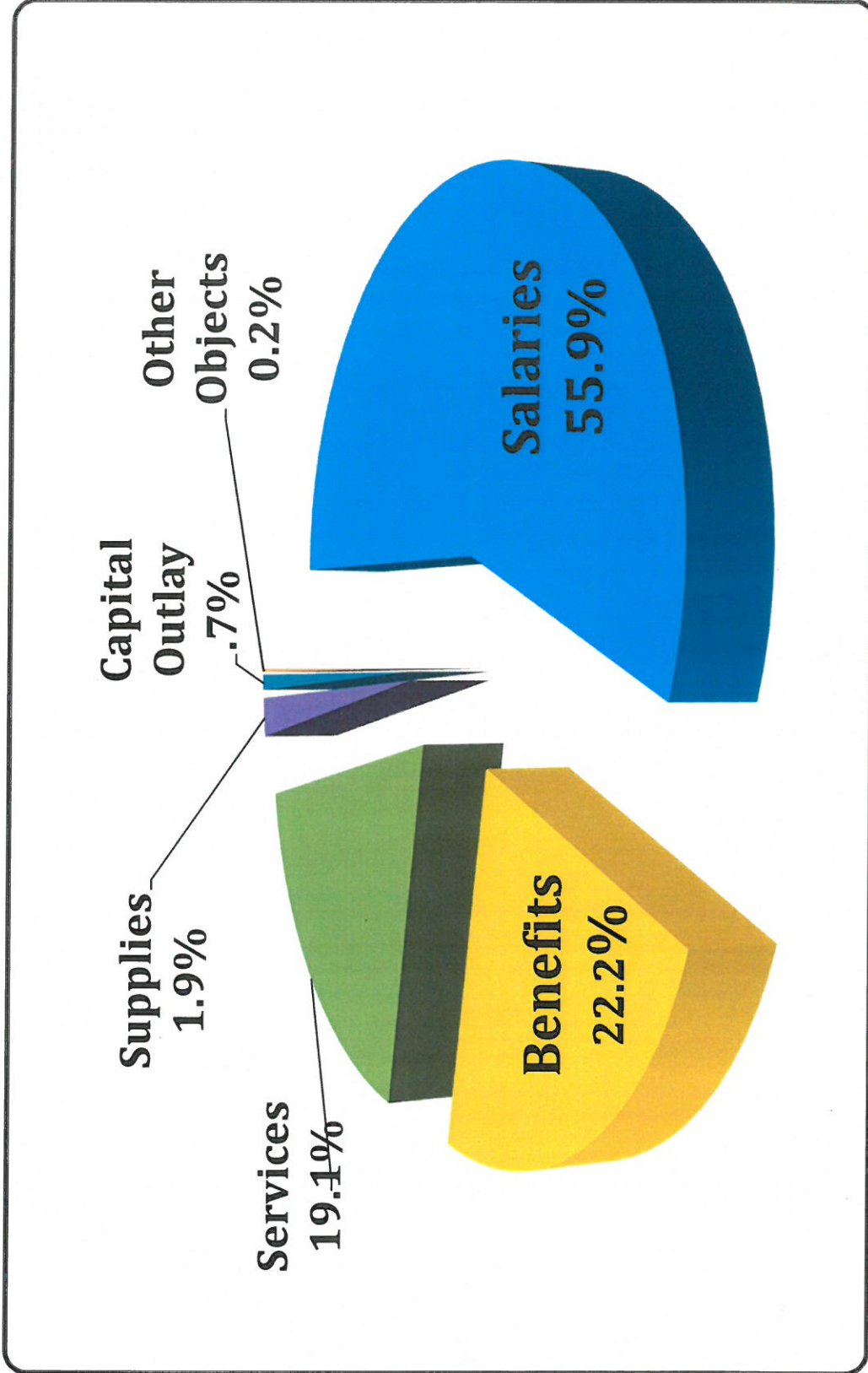
# FYTD Revenue - \$35.4M



# Monthly Expenditures by the Numbers

March			
FY18		\$	%
Forecast	Actual	Variance	Variance
\$3,708,500	\$3,658,538	\$49,962	1.35%

# March Expenditures = \$3.7M

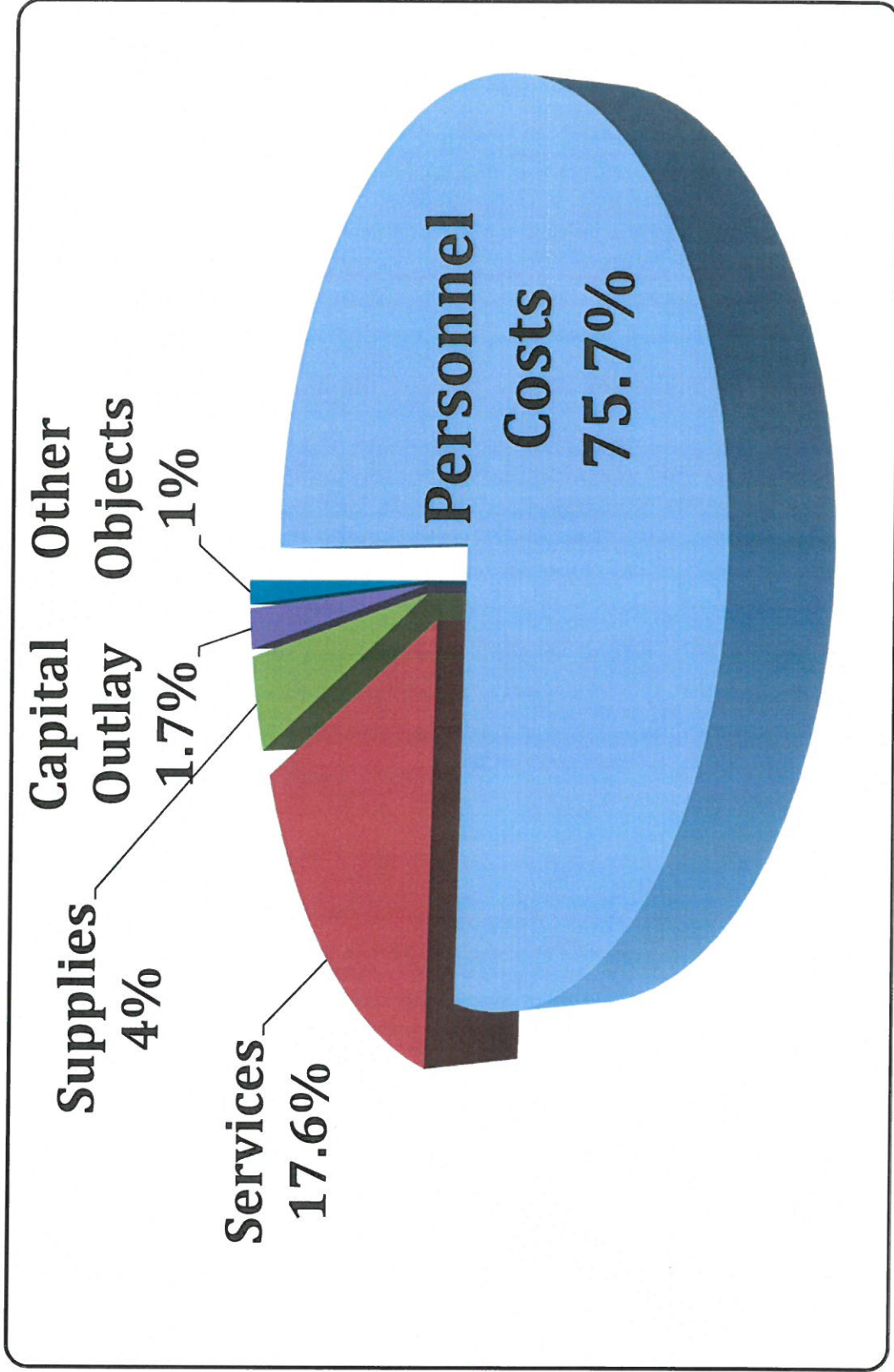


# Fiscal Year to Date Expenditures by the Numbers

July 1, 2017 to March 31, 2018			
FY18		\$	%
Forecast	Actual	Variance	Variance
\$33,170,727	\$32,885,146	\$285,581	0.87%



# FYTD Expenditures - \$32.9M



# Bottom Line Monthly Cash Balances 3/31/2018

	FY18 Forecast	FY18 Actual	\$ Change	% Change
Revenue	\$36,130,614	\$35,374,753	(\$755,861)	-2.14%
Expenditures	33,170,727	32,885,146	285,581	0.87%
Excess of Revenue over Expenditures	2,959,887	2,489,607	(470,280)	
Beg. Cash Balance	21,505,668	21,505,668		
Ending Cash Balance	24,465,555	23,995,275	(470,280)	
Outstanding P.O.s	(2,576,333)	(2,576,333)		
Unencumbered Balance	\$21,889,222	\$21,418,942	(\$470,280)	